



**ARK-P 2000 S5**

Powered by Perkins

- WATER COOLED
- 3 PHASE
- 50 HZ
- DIESEL



**GENERAL CHARACTERISTICS**



		Prime <sup>1</sup>	Standby <sup>2</sup>
Power	kVA / kW	1825 / 1460	2000 / 1600
Speed	r.p.m	1500	
Standard Voltage	V	400/230VAC	
Power Factor	Cos Phi	0.8	

**~ Prime Power (PRP)**

It is a form of operation under variable load as a constant power supply. The average load must be 70%. 10% overload every 12 hours is permitted when operating under variable load for 24 hours.

**~ Standby Power (ESP)**

A variable-load limited-time behavior in the event of a loss of a reliable mains supply. It is used as a backup to the network energy and overloading is not allowed.

**Arkent Generator** holds following certificates: ISO 9001:2015, CE, TS ISO8528-5, TS ISO 8528-13, TS ISO 8528-4, ISO 10002:2014, ISO 14001:2015, ISO 45001:2018, Noise Directive 2000/14/EC G3 class ISO 8528-5/15.10.2015 ISO 8528-13/13.04.2018

Arkent Generator products are manufactured according to following EEC standards:

Machinery Directive	2006/42/EC
	EN ISO 12100:2016
Low Voltage Directive	2014/35/EU
Noise Directive	2000/14/EC
Controlgear & Switchgear	TS ISO 8528-4 :2015
Generating Sets	TS ISO 8528-5 :2015
Safety	TS EN 12601 :2013




**Engine Technical Data 1500 r.p.m.**

Brand:	PERKINS
Power PRP [kW]:	1558
Model:	4016-61TRG1
N° of Cylinders / Valves:	16/64
Engine Type:	4
Displacement [lt] :	61.123
Aspiration:	Turbocharged - Air to water charge cooled
Bore[mm] x Stroke[mm] :	160x190
Compression Ratio:	13:1
Air Filter:	Heavy Duty
Cooling Method:	Water Cooled (water + %50 antifreeze)
Total Coolant Capacity (lt):	385
Governor Type :	Electronic
Electrical System:	24VDC
Battery Charger Current:	55A
Oil Capacity [lt] :	213
Exhaust Gas Flow PRP [m <sup>3</sup> /min] :	400
Exhaust Gas Temp. [°C] :	425
Air Flow PRP [m <sup>3</sup> /min] :	155
Cooling Air Flow PRP [m <sup>3</sup> /min] :	2160
Starter Power (kW) :	16.4
Standard Battery Voltage [V]:	24VDC
Standard Battery Capacity:	4x150Ah
Standard Battery Type:	Maintenance-Free Lead Acid

**Fuel Consumption (lt/h):**

%110 ESP	%100 PRP	%75 PRP	%50 PRP
401	371	275	136

(The specific gravity is 0.84 and the fuel is considered to be BS2869, Class A2.)

**Alternator Data**

Brand:	STAMFORD
Model :	S7L1D-F
Voltage :	400 /230 VAC
Number of Phase :	3
Power Factor:	0.8
Number of Poles:	4
Connection Type:	Star
Bearing:	Single
Insulation Class:	H
Protection Class:	IP23
Winding:	2/3
Control System :	Self Excited
Voltage Regulator :	Electronic AVR
Efficiency 4/4 400VAC 50Hz (cosφ=1) :	96.8
Voltage Regulation :	±%1
THD:	<%5
Apparent Power [kVA] Prime 400VAC 50Hz 125°C/40°C	1900



### Control Panel



ISO8528-4  
IP44  
Trans-AMF Control Unit  
DSE Control Unit (Optional)  
Emergency Stop Button  
Battery Charger 5Amp  
Governor  
Connection Bus (Under Panel)  
Control Relays  
Thermal & Magnetic Protection (Optional)

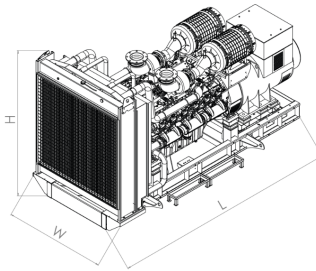
#### Control Device Specifications

- IP65 Front Panel
- Automatic/Manual/Test operation modes
- CanBus J1939 ECU
- 2nd Language Selection
- Last 500 incident and alarm information record
- Statistical Record
- Grid and Generator phase order control
- Grid Voltage Control
- RS-485 Communication
- GPRS - Ethernet connection (Optional)
- Automatic transfer switching control and motor control

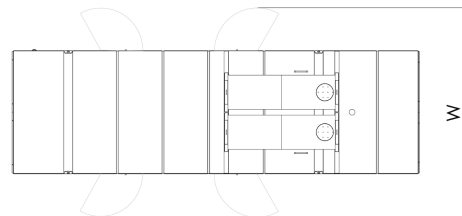
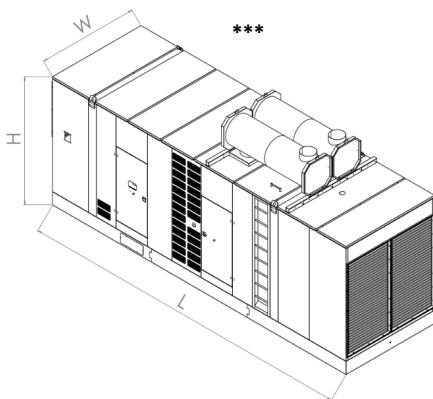


### Dimensions & Weights

	L [mm] Length	W [mm] Widht	H [mm] Height	Dry Weight [kg]	Fuel Tank Capacity (lt)	Service Hour Without Refueling	Sound Level dBA@7mt
Open Type	5743	2280	2666	TBA	3000	8,1	n/a



	L [mm] Length	W [mm] Widht	H [mm] Height	Dry Weight [kg]	Fuel Tank Capacity (lt)	Service Hour Without Refueling	Sound Level dBA@7mt
Canopy Type (Drop Over)**	8360	2560	3242*	TBA	3000	8,1	95



Door Widths

W [mm] Widht
4260

\*Silencer doesn't include to height

\*\*Information required for walk in type canopy

\*\*\*Silencer quantity and location may vary by model



#### ENGINE

**Arken Jenerator** provides industrial diesel engines that meet ISO 8528, ISO 3046 specifications; **heavy duty type**; oil, air or water-cooled depending on the requirements; low fuel consumption; with mechanical and/or electrical type of governor mounted on fuel pump to ensure precise speed adjustment and regulation; with oil, fuel and air filter system based on diesel type; oil and fuel designed for heavy operational conditions in order to make sure the unit lasts a long time with high performance; 4-stroke; direct injection with all the limit and level sensors required for diesel protection. The diesel engine is supplied with all the necessary equipment for safe operation. Only engines designed for standby are not included in the production portfolio.

#### ALTERNATOR

**Arken Jenerator** uses original European brand alternators for its gensets, that complies with all international certificates, IEC 60034-1, ISO8528-3, EN55011, BS4999-5000 VDE 0530, depending on their power and requirements. The alternators, that has high efficiency and high performance for all conditions, have all the quality certificates and comply with world standards.

#### COOLING SYSTEM

**Arken Jenerator** chooses its radiators from the original selection or from approved vendor list of its engine on boards for the purpose of usability, spare part availability, high performance and maximum efficiency. 55C remote type radiators are applicable.

#### FRAME

**Arken Jenerator** manufactures its own chassis based on international standards for all generator sets. The frames are designed and manufactured to provide high strength from the inside of the plate panel or profile to the vibration and stresses.

#### FUEL TANK

**Arken Jenerator** uses an in-chassis daily fuel tank in generator sets up to 800kVA. Larger power sets are supplied with an external stand-type fuel tank. Fuel tanks can be manufactured from plate steel or other suitable materials in accordance with the relevant standards. Arken fuel tanks mainly include:

- \* Fuel fill point and cap
- \* Tank vents
- \* Fuel outlet valve
- \* Fuel return connection
- \* Tank drain plug
- \* Sludge, etc. accumulation section
- \* Transparent fuel level gauge
- \* Floating level switch / Automatic Fill (Optional)

#### CANOPY

To provide sound isolation (ISO8528-10:1998) and to protect the generator from corrosive effects of external weather conditions, cabinets or containers are used depending on the size of the generator or the degree of sound intensity. Even low noise level is targeted principally, the cabins are designed in order to deliver stated power, in addition to the conditions set by ISO3046 and ISO8528, according to the tropical climate at 50C ambient temperatures, relative humidity of 30% at sea level is designed to deliver the declared power. Cabs come with a compact construction, low height, low sound level, easy access to the engine-alternator and control panel, lifting at two point, exhaust silencer stored in the cabin for safety and non-corrosion protection, and with ease of disassembly.

#### DOCUMENTATION

Maintenance and operation manual, Engine and alternator manuals, Controller booklet, Warranty sheet, Electrical diagram.

#### WARRANTY

The warranty period begins from the date of the invoice of the item and runs upto 1 Year or 1000 hours.